

DIRIS[®] A

The multi-function measurement **range**

FOR **MANAGING** YOUR ELECTRICAL NETWORKS

MADE TO MEASURE



socomec
Innovative Power Solutions **SCP**

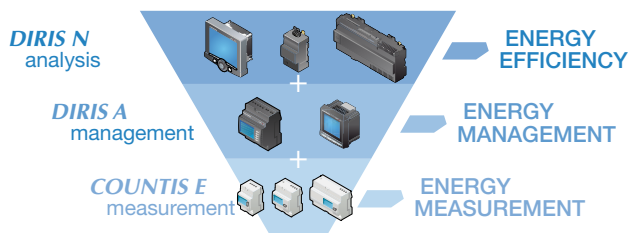
A comprehensive range for measuring your energy efficiency



GAMME 115 A GB

The new **DIRIS & COUNTIS** solutions are tailored to the requirements of industrial or tertiary environments: energy metering, quality monitoring and analysis of electrical networks.

Compliant with the new standard IEC 61557-12 specifically for multi-measurement devices (PMD), they guarantee the operator use of a product designed and tested in accordance with the functional requirements of its application, ensuring a high performance level.



DIRIS 732 B GB

The **DIRIS**® system: the reference

Measurement is the key link in managing an energy efficiency project.

With **DIRIS**, SOCOMEC has developed the most advanced multifunction measurement range on the market, dedicated to improving your energy performance.

For over 20 years, thousands of users, installers or integrators have trusted **DIRIS** innovative solutions for:

- energy metering and management
- electrical facility monitoring
- power quality analysis.

Follow the leader and run with the pioneers, by opting for the **DIRIS** solution.

DIRIS A: compliant with IEC 61557-12

DIRIS A conforms to this new standard, which has been specifically created to govern Performance Measuring and monitoring Devices (PMD). IEC 61557-12 guarantees the user that the product meets all the metrological, mechanical and environmental requirements of an electrical distribution network (EMC, temperature, etc.).

For further information: www.socomec.com

Customised upgradability

Thanks to the optional plug-in modules the product features can be upgraded at any time. **DIRIS A** has optimum adaptability to the requirements of multi-measurement applications.



DIRIS 767 A

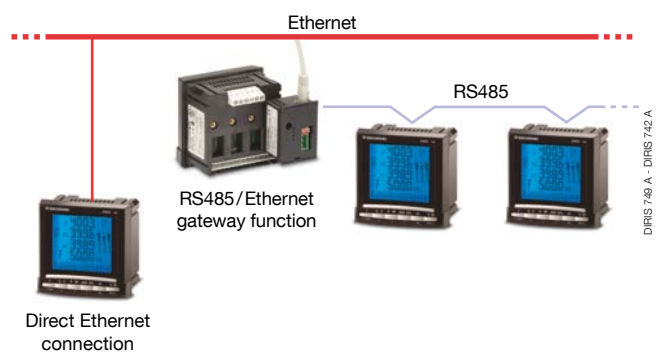
SOCOME C is once again expanding the field of application of the **DIRIS A** with the addition of modules for:

- Ethernet communication
- Temperature measurement & monitoring.

Ethernet connectivity



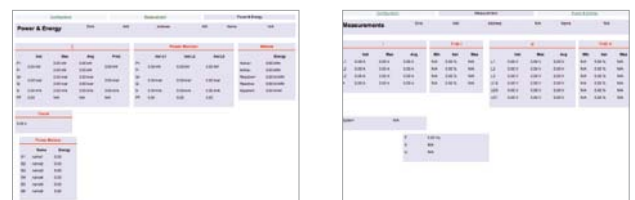
Allows direct connection to an Ethernet communication network. Module with gateway function enables devices on an RS485 bus to communicate via Ethernet.



DIRIS 749 A - DIRIS 742 A

The embedded WEB server

The new Ethernet communication modules incorporate an embedded web server function, thereby enabling remote operation and configuration of a product without specific software. Access is via your Internet browser, simply by entering the IP address of the **DIRIS**.




DIRIS 829 A - DIRIS 830 A

Expanded monitoring



The new temperature monitoring module:

- enhances energy diagnostics
- improves monitoring of facilities



DIRIS 747 A

Dedicated supervision

- Centralising and display
- Creating load curves
- Performing measurement comparisons



DIRIS 507 A - DIRIS 513 A

DIRIS[®] A

MADE TO MEASURE

The universal multi-function solution

The new **DIRIS A** Power Measurement Devices with extended functionality enabling you to:

- reduce operating costs,
- reduce production costs,
- optimise maintenance costs,
- improve the efficiency of your facility.



Metering

energy consumed by each building or manufacturing line, in order to distribute and optimise energy costs (multi-utility management)

Measuring

all electrical or analogue values (temperature, etc.) to verify that your facilities are working properly

Monitoring

your electrical networks via alarm management, secure monitoring of distribution parameters and remote control of electrical apparatus

Analysing

energy quality via detailed breakdown of harmonics and identification of troughs, outages, overvoltages and overcurrents on the electrical network

Communicating

all available information via a network tailored to your facility:

- > ETHERNET (Modbus TCP, Jbus/Modbus RTU over TCP)
- > RS485 (Jbus/Modbus, Profibus DP)



Standard functions

DIRIS A10

- Multi-measurement and metering
- THD voltages and currents up to level 51
- Programmable hour meter
- Alarm management
- RS485 Jbus/Modbus communication
- Dual tariff function
- 4 DIN modules



DIRIS A20

- Multi-measurement and metering
- THD voltages and currents up to level 51
- Programmable hour meter
- Alarm management
- RS485 Jbus/Modbus communication
- Optional additional modules
- 96 x 96 mm panel mount



DIRIS A40/A41

- Advanced metering and multi-measurement
- Individual harmonics up to level 63
- RS485 (Jbus/Modbus and Profibus-DP) and Ethernet communication (Modbus TCP and Jbus/Modbus over TCP)
- Optional additional modules
- Alarm management
- Predictive power indicator
- 96 x 96 mm panel mount



DIRIS A60

- **DIRIS A40 +**
- Mean power load curves (P, Q, S)
- Sag, swell and outage detection
- Overcurrent detection
- Saving of RMS 1/2 period curves linked to events
- Tangent φ
- Voltage and current unbalance
- 96 x 96 mm panel mount



DIRIS A20/A40/A41/A60 : Optional functions

For your specific requirements, additional functions may be added via plug-in modules (maximum 4 for **DIRIS A40** and 3 for **DIRIS A41/A60**).

DIRIS A20



1 OUTPUT ALLOCABLE TO

- Pulses: configurable (type, weight, time) in kWh or kvarh
- Monitoring: 3I, In, 3V, 3U, F, ΣP , ΣQ , ΣS , $\Sigma PFL/C$, THD 3I, THD 3V, THD 3U and timer

COMMUNICATION

- RS485 connection with JBUS/MODBUS protocol (speed up to 38,400 bauds): 1 module

DIRIS A20

• Pulses: configurable (type, weight, time) in kWh or kvarh	•
• Monitoring: 3I, In, 3V, 3U, F, ΣP , ΣQ , ΣS , $\Sigma PFL/C$, THD 3I, THD 3V, THD 3U and timer	•
COMMUNICATION	
• RS485 connection with JBUS/MODBUS protocol (speed up to 38,400 bauds): 1 module	•

DIRIS A40/A41/A60



PULSE OUTPUTS

- 2 configurable pulse outputs (type, weight and duration)

COMMUNICATION

- RS485 connection with JBUS/MODBUS protocol (speed up to 38,400 bauds): 1 module
- RS485 connection with PROFIBUS DP protocol (speed up to 12 Mbauds): 1 sidecar module
- Ethernet connection with Modbus TCP or JBUS/MODBUS RTU over TCP protocol: 1 sidecar module
- Ethernet connection with RS485 gateway (Modbus TCP or JBUS/MODBUS RTU over TCP protocol): 1 sidecar module

ANALOGUE OUTPUTS

- 2 configurable outputs for all values measured by the DIRIS
A maximum of 2 modules may be connected, giving 4 analogue outputs.

2 INPUTS - 2 OUTPUTS

- 2 to 6 outputs allocated to monitoring of all values measured by DIRIS or to remote control
- 2 to 6 inputs for pulse counting

MEMORY

- Memorisation of P+, P-, Q+, Q- with an internal or external synchronisation signal of 5, 8, 10, 15, 20 and 30 minutes for 31 or 62 days
- Memorisation of the last 10 time-stamped alarms
- Memorisation of minimum and maximum instant values for 3U, 3V, 3I, In, F, $\pm \Sigma P$, $\pm \Sigma Q$, ΣS , THD3U, THD3V, THD3I, THDIn
- Memorisation of mean values according to the synchronisation signal for 3U, 3V and F

TEMPERATURE INPUTS (PT100 SENSOR)

- Internal temperature indication
- Temperature indication via external sensor (T°1)
- Temperature indication via external sensor (T°2)
- Temperature indication via external sensor (T°3)

DIRIS A40/A41 DIRIS A60

• 2 configurable pulse outputs (type, weight and duration)	•	•
COMMUNICATION		
• RS485 connection with JBUS/MODBUS protocol (speed up to 38,400 bauds): 1 module	•	•
• RS485 connection with PROFIBUS DP protocol (speed up to 12 Mbauds): 1 sidecar module	•	•
• Ethernet connection with Modbus TCP or JBUS/MODBUS RTU over TCP protocol: 1 sidecar module	•	•
• Ethernet connection with RS485 gateway (Modbus TCP or JBUS/MODBUS RTU over TCP protocol): 1 sidecar module	•	•
ANALOGUE OUTPUTS		
• 2 configurable outputs for all values measured by the DIRIS A maximum of 2 modules may be connected, giving 4 analogue outputs.	•	•
2 INPUTS - 2 OUTPUTS		
• 2 to 6 outputs allocated to monitoring of all values measured by DIRIS or to remote control	•	•
• 2 to 6 inputs for pulse counting	•	•
MEMORY		
• Memorisation of P+, P-, Q+, Q- with an internal or external synchronisation signal of 5, 8, 10, 15, 20 and 30 minutes for 31 or 62 days	•	as standard + event history
• Memorisation of the last 10 time-stamped alarms	•	
• Memorisation of minimum and maximum instant values for 3U, 3V, 3I, In, F, $\pm \Sigma P$, $\pm \Sigma Q$, ΣS , THD3U, THD3V, THD3I, THDIn	•	
• Memorisation of mean values according to the synchronisation signal for 3U, 3V and F	•	
TEMPERATURE INPUTS (PT100 SENSOR)		
• Internal temperature indication	•	•
• Temperature indication via external sensor (T°1)	•	•
• Temperature indication via external sensor (T°2)	•	•
• Temperature indication via external sensor (T°3)	•	•

Selection guide

	DIRIS A10	DIRIS A20	DIRIS A40/A41	DIRIS A60
REQUIREMENTS				
Feeder measurement & control	•	•	•	•
Energy breakdown & allocation	•	•	•	•
Load analysis & management			•	•
Event monitoring			•	•
Detection & storage of network perturbations				•
Form factor	4 modules	panel mounted 96x96	panel mounted 96x96	panel mounted 96x96

Functions

	DIRIS A10	DIRIS A20	DIRIS A40/A41	DIRIS A60
MEASUREMENT				
Currents, voltages, frequency, active, reactive and apparent power, power factor	•	•	•	•
Predictive power			•	•
Voltage/current unbalance; Tangent φ				•
Temperature(s)	•		1...4 option	1...4 option
Average currents, voltages and frequency			•	•
Average power			•	•
ENERGY MANAGEMENT				
Energy meters (cl. 0.5S IEC 62053-22; cl. 2 IEC 62053-22)	•	•	•	•
Pulse meter	1*		2...6 option	2...6 option
Load curves			•	•
QUALITY ANALYSIS AND EVENT DETECTION				
THD 3U, 3V, 3I/n	level 51	level 51	level 63	level 63
Individual harmonics 3V, 3U, 3I/n (level 63)			•	•
Sag, swell and outages, overcurrent				•
RMS 1/2 period curve backup				•
Alarm output	1*	1* option	2...6 option	2...6 option
MEASUREMENT AND EVENT HISTORY				
Load curves			in option	•
Events & Alarms			-/•	•/•
Maximum average power	kW	kW	•	•
Maximum average currents	•	•	•	•

* 1 configurable

References

> DIRIS A10

DIRIS A10	4825 0010
DIRIS A10 with RS485 Jbus/Modbus communication	4825 0011

> DIRIS A20

DIRIS A20 110 to 400 V AC and 120 to 350 V DC supply	4825 0200
Module 1 output	4825 0080
RS485 JBUS/MODBUS communication module	4825 0082

> DIRIS A40/A41

DIRIS A40 110 to 400 V AC and 120 to 350 V DC supply	4825 0201
DIRIS A40 12 to 48 V DC supply	4825 1201
DIRIS A41 110 to 400 VAC and 120 to 350 VDC supply	4825 0202
DIRIS A41 12 to 48 VDC supply	4825 1202



















> DIRIS A60

DIRIS A60 110 to 400 V AC and 120 to 350 V DC supply	4825 0207
--	-----------

> Module option: DIRIS A40/A41/A60

Pulse outputs module	4825 0090
RS485 JBUS/MODBUS communication module	4825 0092
RS485 PROFIBUS-DP communication module	4825 0205
Ethernet Module	4825 0203
Ethernet module with RS485 gateway	4825 0204
Temperature module	4825 0206
Analogue outputs module	4825 0093
Monitoring or control/command module	4825 0094
Memory module (DIRIS A40/A41)	4825 0097
Functional earth module	4825 0087

Associated current transformers

	Primary wound CT		Through cable CT		Three phase		Bar or cable-through CT								Split-core CT			
	TRB 70	T2RB 115	TCA 21	T2CA 225	TCB3 18-20	TCB3 22-30	TCB 17-20	TCB 26-30	TCB 28-30	TCB 32-40	TCB 44-50	TCB 44-63	TCB 85-100	TCB 100-125	T0 23	T0 58	T0 812	T0 816
Accuracy	0,5		0,5-1		1	1	1	0,5-1	0,5-1	0,5-1	0,5-1	0,5	0,5	0,5-1	0,5	0,5	0,5	0,5
0,2s version		•		•				•		•		•						
H (mm)	88.5	115	65	78,5	115	150	65	78.5	70	88.5	101.5	108.5	187.5	187.5	106	152	198	246
W (mm)	71	100	45	61	65	75	49.5	61	49.9	71	86	96	172	172	93	125	155	195
D (mm)	45	70	30	35	37	37	50	48	68	58	58	58	52	52	58	58	58	79
cable d (mm)			21	22,5	18	22	17.5	26	28	32	44	44	85	100	20	50	80	80
bar x 1 (mm)					20x5	30x10	20x5	30x10	30x10	40x10	50x12	63x10		123x30	20x30	50x80	80x120	80x160
bar x 2 (mm)							20x10			30x5	40x10	50x10						
bar x 3 (mm)												100x10	100x10					
																		
Primary (A)	5 ... 40	25 ... 150	50 ... 300	150 ... 600	100 ... 250	250 ... 600	60 ... 400	50 ... 750	50 ... 600	50 ... 1000	100 ... 1250	200 ... 1600	750 ... 3000	1000 ... 4000	100 ... 400	250 ... 1000	250 ... 1500	1000 ... 5000
Secondary (A)	5	5	5	5	5	5	5	5	5	5	5	5	5	5	5	5	5	5

Others types of transformers in our catalogue.

Socomec SCP worldwide

IN EUROPE

BELGIUM

B - 1190 Brussel
Tel. +32 (0)2 340 02 30
info.scp.be@socomec.com

FRANCE

F - 94132 Fontenay-sous-Bois Cedex
Tel. +33 (0)1 45 14 63 30
info.scp.fr@socomec.com

GERMANY

D - 76275 Ettlingen
Tel. +49 (0)7243 65 29 2 0
info.scp.de@socomec.com

ITALY

I - 20098 San Giuliano Milanese (MI)
Tel. +39 02 9849821
info.scp.it@socomec.com

POLAND

01-625 Warszawa
Tel. +48 91 442 64 11
info.scp.pl@socomec.com

SLOVENIA

SI - 1000 Ljubljana
Tel. +386 1 5807 860
info.scp.si@socomec.com

SPAIN

E - 08310 Argentona (Barcelona)
Tel. +34 93 741 60 67
info.scp.es@socomec.com

THE NETHERLANDS

NL - 3991 CD Houten
Tel. +31 (0)30 760 0901
info.scp.nl@socomec.com

THE UNITED KINGDOM

Hitchin Hertfordshire SG4 0TY
Tel. +44 (0)1462 440033
info.scp.uk@socomec.com

TURKEY

34775 Istanbul
Tel. +90 (0) 216 540 71 20
info.scp.tr@socomec.com

IN ASIA

NORTH EAST ASIA

P.R.C 200052 Shanghai - China
Tel. +86 (0)21 5298 9555
info.scp.cn@socomec.com

SOUTH EAST ASIA & PACIFIC

UBI TECHPARK - 408569 Singapore
Tel. +65 65 07 94 90
info.scp.sg@socomec.com

SOUTH ASIA

122001 Gurgaon, Haryana - India
Tel. +91 124 4562 700
info.scp.in@socomec.com

IN MIDDLE EAST

UNITED ARAB EMIRATES

Dubai, U.A.E.
Tel. +971 (0) 4 29 98 441
info.scp.ae@socomec.com

IN NORTH AMERICA

USA, CANADA & MEXICO

Cambridge, MA 02142 USA
Tel. +1 617 245 0447
info.scp.us@socomec.com

HEAD OFFICE

SOCOMECH GROUP

S.A. SOCOMECH capital 10 951 300 €
R.C.S. Strasbourg B 548 500 149
B.P. 60010 - 1, rue de Westhouse
F-67235 Benfeld Cedex - FRANCE

INTERNATIONAL SALES DEPARTMENT

SOCOMECH

1, rue de Westhouse - B.P. 60010
F - 67235 Benfeld Cedex - FRANCE
Tel. +33 (0)3 88 57 41 41
Fax +33 (0)3 88 74 08 00
info.scp.isd@socomec.com

YOUR DISTRIBUTOR

www.socomec.com

